

Tina Nelson  
MIT 513  
Project 1 Design Document

Title: Lesson on conjugating regular verbs in Spanish 1.

Need/Purpose: New Hanover High School has a large student population (almost 2,000 students). There is also a large number of homebound students who are unable to come to class at all. Generally speaking, there are 2 basic functions in a Spanish I class: vocabulary acquisition and verb conjugation. With the help of audio resources, vocabulary can be self-taught but learning conjugations of regular students has been very difficult for my homebound students.

Client Requirements-Students must be enrolled in a Spanish I class and be willing to work independently using Computer Based Instruction. To begin, simply load CD into CD drive in the computer and follow instructions.

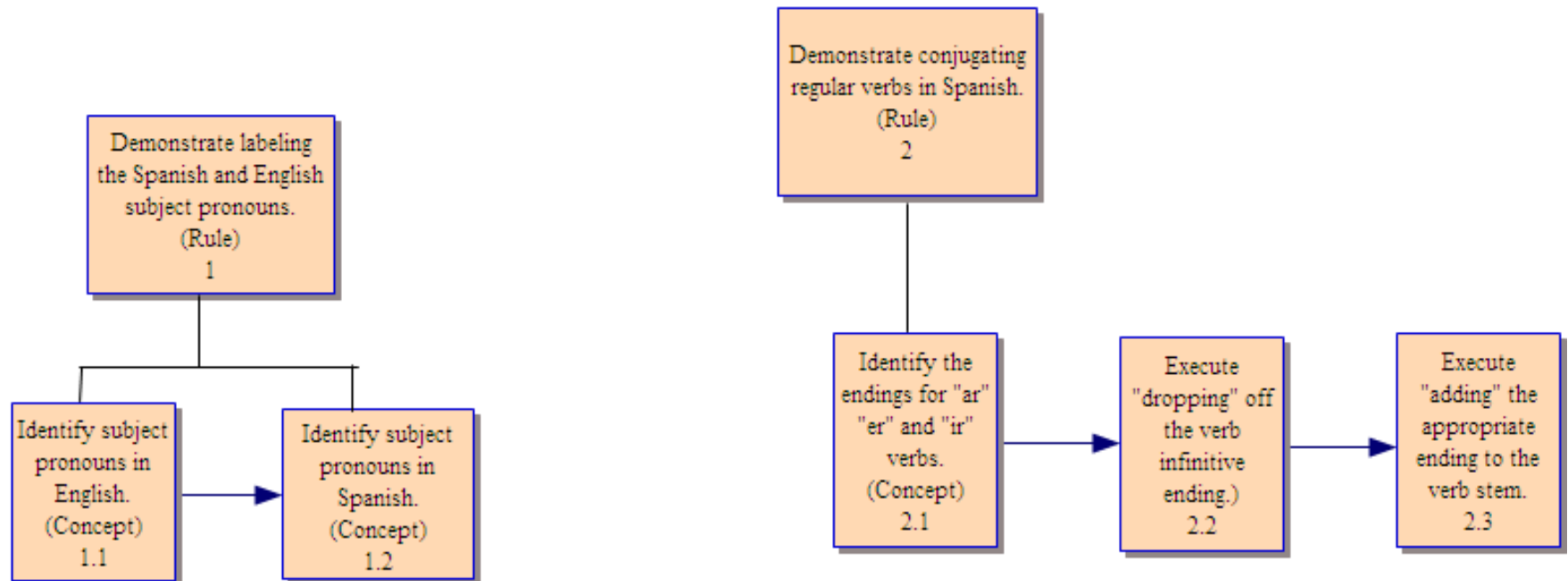
Constraints: The students will have one week after receiving the materials to review and take the test.

Front End Analysis (Specify the problem and select a solution):

- Problem Statement: According to interviews and test scores, homebound students are not fully learning how to conjugate regular verbs in Spanish I. It is due to lack of “personal” instruction, practice, and automatic feedback while learning this complex topic.
- Actual Performance: Homebound students are scoring very low on conjugation tests in Spanish I. They are not able to conjugate a verb fully.
- Optimal Performance: Homebound students at New Hanover High School will be able to conjugate regular “ar” “er” and “ir” verbs with little to no problems.
- Needs: Homebound students need to be taught regular verb conjugations through Computer Based Instruction in order to function properly in a Spanish I class and also in Spanish II, III, etc.
- Possible Solutions include: Providing a self instructional module through the use of Computer Based Instruction to guide homebound students through the process of conjugating regular verbs in Spanish I.

## Instructional/Task Analysis

Homebound students will be able to conjugate a regular verb in the present tense in Spanish I with little to no difficulty. (Rule)



Performance Objective:

- Homebound students will be able to conjugate a regular verb in the present tense in Spanish I with little to no difficulty.

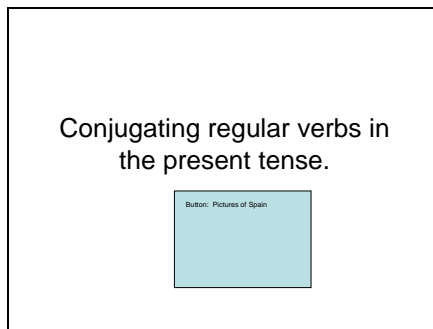
Evaluation Items: After completing each module, the homebound students will be sent a chapter test focusing on conjugating “ar” verbs.

Instructional Strategy: The content will be delivered via Computer Based Instruction packaged to a CD.

Media Requirements: Computer capable of reading a CD. Neuron must also be installed onto computer. To access this, visit [www.sumtotalsystems.com](http://www.sumtotalsystems.com)

Storyboard

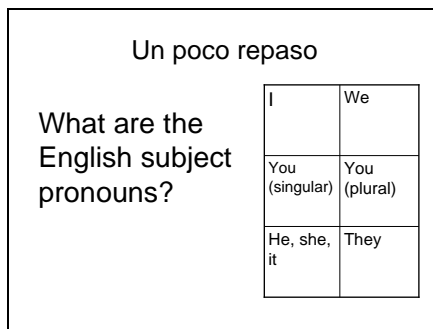
Slide 1



Titles of all properties in lesson.

Page: Intro page  
Main Menu Title  
Santander (button)

Slide 2



Page: Review  
Un poco repaso text field  
What are English subj...text f  
Chart: English Subject Pronouns

Slide 3

In Spanish they are...	Yo (I)	Nosotros/as (we)
	Tú (you singular/ informal)	Vosotros/as (you plural/ formal)
	Él (he) Ella (she) Usted (you formal)	Ellos (they) Ellas (they) Ustedes (you pl/form.)

Page: Spanish Subject Pronouns  
In Spanish they are  
Chart: Spanish Subj. Pro

Slide 4

How do I conjugate a verb?	First, chop off the "ar" "er" or "ir" ending.
	hablar
	comer
	vivir

Page: Conjugate-chopping  
Txt How do I conjugate a verb  
Chart: Chop

Slide 5

•How do I conjugate a verb?	Then add the appropriate ending.					
	For "ar" verbs, they are					
	<table> <tr> <td>O</td><td>AMOS</td></tr> <tr> <td>AS</td><td>AS</td></tr> <tr> <td>A</td><td>AN</td></tr> </table>	O	AMOS	AS	AS	A
O	AMOS					
AS	AS					
A	AN					

"er" verbs	"ir" verbs												
<table> <tr> <td>O</td><td>EMOS</td></tr> <tr> <td>ES</td><td>ES</td></tr> <tr> <td>E</td><td>EN</td></tr> </table>	O	EMOS	ES	ES	E	EN	<table> <tr> <td>O</td><td>IMOS</td></tr> <tr> <td>IS</td><td>IS</td></tr> <tr> <td>E</td><td>EN</td></tr> </table>	O	IMOS	IS	IS	E	EN
O	EMOS												
ES	ES												
E	EN												
O	IMOS												
IS	IS												
E	EN												

Page: Conjugate-Add  
How do I conj.-add  
Add...  
Ar verbs  
Ar verb endings  
Er verbs  
Er verb endings  
Ir verbs  
Ir verb endings

Slide 6

Ejemplos:

- I talk...hablo
- We talk...hablamos
- He eats...come
- They eat...comen
- You (inf/sing) live...vives
- We live...vivimos

This verb ends in "o" because we were asked to find the "yo" ending for an "ar" verb (hablar)

Page: Ejemplos  
Ejemplos 1  
Several examples  
Help me

Slide 7

Try these out!

How do you say the following?

We skate/patinar  
(patinamos)

I skate/patinar  
(patino)

You (tu) drink/beber  
(bebes)

They drink/beber  
(beben)

He opens/abrir  
(abre)

I open/abrir  
(abro)

Page: Try these out  
Translate these for practice

Slide 8

• Las Respuestas

1. Patinamos
2. Patino
3. Bebes
4. Beben
5. Abre
6. abro

Page: Try these out answers  
Las respuestas  
The actual answers

Slide 9

Para más  
practica...

- Visit [www.learnspanish.com](http://www.learnspanish.com)  
for more practice.

Page: Para mas practica  
For more practice, visit...  
Learn Spanish